

# Ice Cream Cone Drawing pages

More than just a colouring page, children are encouraged to use their imaginations to come up with their own ideas to add ice cream to these ice cream cones!

Use these ice cream cone drawing pages with pencils or markers, or use playdough or loose parts to make the ice cream!

## Printing Instructions

These ice cream cone drawing pages are A4 sized pdf files, you will need a pdf reader such as adobe acrobat to open them. They will fit to print on US 'letter sized' paper.

If you are printing on US 'letter sized' paper be sure to select 'fit' or 'shrink to fit' from your printer options.


**Please remember that these printables are for personal and classroom use only, please see the end of this document for full terms of use.**

## Want More Summer Printables?

If you are looking for more 'print and go' activities for summer check out our [summer find and colour activity](#), and our [summer pattern block mats](#)!

You can find lots more [free printables on my website](#), or check out our [early learning printables group on facebook](#), it's a great place to find and share play-based early learning printables for the home and classroom.



Add some ice cream to the cone.



Add some ice cream to the cone.



Add some ice cream to the cones.





Thanks for downloading a picklebums printable!

All picklebums printables are digitally drawn and created by me, and are made with kids, families, and educators in mind.

If you love printables as much as I do, you can find all my [free printables here](#), and lots more in [our shop](#). You can also join our [early learning printable facebook group](#)!

Thank you for respecting my copyright and terms of use and have fun playing, creating, and learning.

*Kate*

## Terms of Use

All images and content are © 2024, Kate Fairlie picklebums.com, all rights reserved.

All contents in this package and other Picklebums designs and products are copyright, unless otherwise stated. Ownership and copyright of all Picklebums designs and art are retained by Kate Fairlie/picklebums.com.

It is illegal to reproduce or distribute copyrighted material without the permission of the copyright owner. All materials designed by Kate Fairlie, including but not limited to images and text, are protected by copyright under Australian copyright laws, international conventions, and other relevant copyright laws.

### **These designs are for personal/teacher, non-commercial, use only.**

By downloading this product you are agreeing to the terms of this user license as stated below :

You may use this design for your personal use at home, or for use as a teacher/educator with your own class or group.

You may not alter, edit or change this document in any way.

You may not share or redistribute this document- that means you may not link directly to the pdf file from your site, you may not email this file to others, you may not upload this file to your own server, or to facebook, or any other file sharing site.

You may not use this pdf document for any commercial purposes - that includes selling the document, giving it away to promote your business or website, or printing the file to sell or to use when promoting or conducting your business.

You may not use this document or any of the images or text for the purpose of web design or web templates.

Limited Liability - Kate Fairlie/picklebums.com shall not be held liable for any damages resulting from the use of these items.

If you have any questions please email [kate@picklebums.com](mailto:kate@picklebums.com)