



# BAG TAG REMINDERS

Print, cut out, laminate, and punch a hole in the corner of each card.


Attach the cards to your school bag and write on each tag the things you need to remember that day.




A rectangular card with a red border and a red vertical bar on the right side containing the word "Monday" in white. The main area of the card is divided into four horizontal sections: the top and bottom sections are light gray, and the two middle sections are white.




A rectangular card with an orange border and an orange vertical bar on the right side containing the word "Tuesday" in white. The main area of the card is divided into four horizontal sections: the top and bottom sections are light gray, and the two middle sections are white.



A rectangular card with a yellow border and a yellow vertical bar on the right side containing the word "Wednesday" in white. The main area of the card is divided into four horizontal sections: the top and bottom sections are light gray, and the two middle sections are white.



A rectangular card with a green border and a green vertical bar on the right side containing the word "Thursday" in white. The main area of the card is divided into four horizontal sections: the top and bottom sections are light gray, and the two middle sections are white.



A rectangular card with a blue border and a blue vertical bar on the right side containing the word "Friday" in white. The main area of the card is divided into four horizontal sections: the top and bottom sections are light gray, and the two middle sections are white.